

DumpsActual

Input your exam code ...

Our exam study dumps are compiled through several times of checking and verification, which are with the high pass rate up to 98%. All the actual questions & answers are selected and confirmed according to strict standards with assurance for 100% pass.

All Products | Contact now

QUALITY AND VALUE

DumpsActual Practice Exams are written to the highest standards of technical accuracy, using only certified subject matter experts and published authors for development - no all dumps.



TESTED AND APPROVED

We are committed to the process of vendor and third party approvals. We believe professionals and executives alike deserve the confidence of quality coverage these authorizations provide.

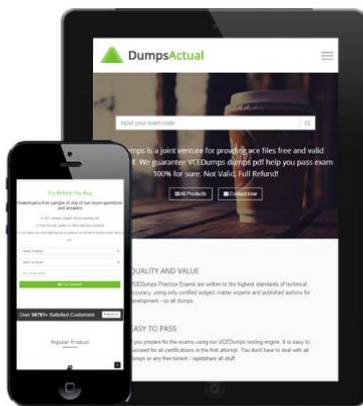
EASY TO PASS

If you prepare for the exams using our DumpsActual testing engine. It is easy to succeed for all certifications in the first attempt. You don't have to deal with all dumps or any free torrent / rapidshare all stuff.



TRY BEFORE BUY

DumpsActual offers free demo of each product. You can check out the interface, question quality and usability of our practice exams before you decide to buy.



Try Before You Buy

Download a free sample of any of our exam questions and answers

- ✓ 24/7 customer support, Secure shopping site
- ✓ Free One year updates to match real exam scenarios
- ✓ If you failed your exam after buying our products we will refund the full amount back to you.

Select a vendor... | Select an exam... | Your email address | Free Download

<http://www.dumpsactual.com>

Achieve 100% pass with the valid & actual exam practice dumps

Exam : **PL-600-KR**

Title : Microsoft Power Platform
Solution Architect (PL-600
Korean Version)

Vendor : Microsoft

Version : DEMO

QUESTION NO: 1

캔버스 앱 기능상의 문제점을 조사해야 합니다.

어떤 두 가지 도구를 사용할 수 있습니까? 각 정답은 완전한 해결책을 제시합니다.

참고: 정답 하나당 1점입니다.

- A. 앱 검사기
- B. 오류 함수
- C. 솔루션 검사기
- D. 파워 플랫폼 관리 센터

Answer: A C

Explanation:

Scenario: The testing team reports that one of the canvas apps is not working as expected. An error message displays as specific pages load.

A: The App checker is now available to help provide a clear list of formula issues in your app, and to provide items to fix to make your app accessible. The App checker is an area that the PowerApps team will continue to invest in, and build on in order help to make debugging, performance and best practice decisions an easier and more guided experience.

C: With the solution checker feature, you can perform a rich static analysis check on your solutions against a set of best practice rules and quickly identify these problematic patterns. After the check completes, you receive a detailed report that lists the issues identified, the components and code affected, and links to documentation that describes how to resolve each issue.

Reference:

<https://powerapps.microsoft.com/en-us/blog/new-app-checker-helps-you-fix-errors-and-make-accessible-apps/>

Topic 1, First Up Consulting

Case study

This is a case study. Case studies are not timed separately. You can use as much exam time as you would like to complete each case. However, there may be additional case studies and sections on this exam. You must manage your time to ensure that you are able to complete all questions included on this exam in the time provided.

To answer the questions included in a case study, you will need to reference information that is provided in the case study. Case studies might contain exhibits and other resources that provide more information about the scenario that is described in the case study. Each question is independent of the other questions in this case study.

At the end of this case study, a review screen will appear. This screen allows you to review your answers and to make changes before you move to the next section of the exam. After you begin a new section, you cannot return to this section.

To start the case study

To display the first question in this case study, click the Next button. Use the buttons in the left pane to explore the content of the case study before you answer the questions. Clicking these buttons displays information such as business requirements, existing environment, and problem statements. If the case study has an All Information tab, note that the information displayed is identical to the information displayed on the subsequent tabs. When you are ready to answer a question, click the Question button to return to the question.

Background

First Up Consulting recruit's information technology (IT) workers for temporary or permanent positions at client companies. The company operates offices in multiple countries/regions. First Up has both full-time and part-time employees. The company has a team of worker support agents that respond to inquiries from current and prospective workers. Some of the worker support agents are multilingual.

The company does not have a standardized tool used for reporting purposes. The organization engages you to implement a new Power Platform solution. Workers are managed by a dedicated team that includes one primary recruiter and a contract assistant. Many client companies live in areas that do not allow for mobile data connections.

Current environment

Existing systems and processes

First Up uses an on-premises system to manage current and historical patient data including medications and medical visits.

The company plans to reference historical data in the existing system. The records held in these systems will not be migrated to the new solution except for medication information.

Employee authentication with the existing system is provided by an on-premises Active Directory instance that is linked to Azure Active Directory.

An appointment record is created for each visit with a worker. The record includes worker contact information, preferred language, the date and time of the appointment, and other relevant data. This information is reviewed by the worker's primary recruiter.

First Up has no current capabilities for forecasting future worker needs based on the data held.

Client company visits

Before First Up signs a contract to place workers at a client company, a member of the audit team visits the company and interviews company management. Audit members use different types of devices including Android and iOS devices. First Up has no plans to require the use of a single type of device. Audit team members currently record information about workers on paper forms. Team members enter information from paper forms into the system when they return to the office.

First Up audits client companies at least once each year but may schedule additional visits based on feedback from workers that they place at a client company.

Requirements

General

There is no standardized communication tool across the company, and this causes communication issues between different teams.

First up employees must be able to contact each other by using a secure system to ask and answer questions about medical cases.

Workers must be able to communicate in near real-time with worker support agents.

Client company visits

Audit team records must be locked after they have been reviewed by a First Up manager. No further edits to the record can be carried out. This must be implemented using standard available system functionality.

Audit teams must be able to enter records of their visits to the companies where they have or may place workers. Audit teams must be able to update any necessary records with the latest information.

The solution must support tracking of security clearance information for a worker including the date, status, and certifying agency.

When a worker makes an appointment, the appointments must appear in the timeline for the worker's contact record.

Job history information

The solution must provide a worker appointment booking system that can access worker historical job placement data.

The solution must allow employees to associate a primary recruiter with each worker. The solution must also allow multiple secondary recruiters to be associated with each worker. Every worker assessment performed must be validated and countersigned by the primary recruiter for a worker.

Job posting data from previous work engagements must be accessible by the Power Platform solution to ensure that new job postings are accurate.

First Up staff members must be able to view and update worker records. They must be able to see current and historical job placement data on the same form in the new solution.

Worker access

The solution must support workers that speak different languages. The solution must provide automatic translation capabilities.

The solution must support near real-time communications between workers and recruiters.

Workers must be able to view their records online. Workers must be able to enter any additional information that is required by or may be helpful to recruiters.

The solution must provide workers a way to search for general information about available positions.

Workers must be able to request copies of their records by using a chatbot. Workers must be able to provide information to a recruiter as needed.

Data platform

Audit teams must have the ability to view worker information on their mobile devices.

Audit teams must be able to record data during visits to locations where workers are placed.

The solution must support the ability for a corporate governance auditing team to periodically audit the organization's records, policies, and procedures.

Reporting and analytics

The reporting and analytics team must be able to create reports that include data from all facilities and all workers.

Management reports must present an overview of the entire organization. Other reports may be limited to specific offices.

You must create dashboards that show the status across all groups of workers. The dashboards must be embedded into the Power Platform apps. Updates to data must be displayed in near real time.

Security

Authentication for all user types must be managed by a single platform. IT teams must use PowerShell to apply security permissions for users.

Worker records must only be viewed by the recruiting office that the worker visits.

Worker still records must be archived after ten years and are then removed from the main system. Worker information must not be deleted from the system while skill and job placement history records for the worker exist in the system.

User security roles must be customized to ensure that users are able to interact only with the specific data in which they need access.

Workers must be able to sign into a portal by using their own email address. Workers must be required to use a secure method of authentication to be able to view their data.

Alerts regarding the number of recruited and placed at client companies must be updated as background processes.

Issues

The organization reports the following issues:

Recruiters report that they cannot see historical job placement data for workers.

API usage reports show that the number of API calls made exceeds limits. This causes delays saving data.

Users cannot view Power BI reports within the Power Platform apps.

Some security clearance information for workers not visible from within the Power Platform solution.

Audit teams report that they cannot view or edit worker data when the device on which they access the solution does not have network connectivity.

The testing team reports that one of the canvas apps is not working as expected. An error message displays as specific pages load.

QUESTION NO: 2

조직에 적합한 보고 솔루션을 추천해 주셔야 합니다.

어떤 두 가지 옵션을 추천하시겠습니까? 각 정답은 완전한 해결책을 제시합니다.

참고: 정답 하나당 1점입니다.

- A. AI 빌더
- B. SQL Server Reporting Services(SSRS)
- C. 다이내믹스 365
- D. 파워 BI

Answer: B C

Explanation:

Scenario:

The reporting and analytics team must be able to create reports that include data from all facilities and all workers.

Management reports must present an overview of the entire organization. Other reports may be limited to specific offices.

B: Power Apps apps can include reports that provide useful business information to the user. These reports are based on SQL Server Reporting Services and provide the same set of features that are available for typical SQL Server Reporting Services reports.

C: Microsoft Dynamics 365 online and Model-Driven PowerApps offers several advanced reporting options.

Advanced reports are often necessary when business requirements demand complex calculations, returning multiple data sets, grouping large sets of data based on rules, and retrieving data from different data sources.

Reference:

<https://docs.microsoft.com/en-us/powerapps/maker/model-driven-apps/add-reporting-to-app>
<https://powerusers.microsoft.com/t5/Building-Power-Apps/Creating-SSRS-Report-for-Model->

Driven-PowerApps/td-p/621866

<https://docs.microsoft.com/en-us/powerapps/maker/canvas-apps/powerapps-custom-visual>

QUESTION NO: 3

한 회사가 시스템 가동 과정에서 250만 개의 데이터 행을 Microsoft Dataverse로 가져올 계획입니다. 가져오기 작업은 단일 작업으로 실행될 예정입니다. 가져오기 테스트를 실행한 결과 일부 행이 가져오기되지 않은 것을 확인했습니다. 가져오기되지 않은 행을 식별해야 하는데, 어떤 도구를 사용해야 할까요?

- A. 파워 오토메이트
- B. Azure Service Bus
- C. Azure Data Factory
- D. Azure Event Grid

Answer: A

QUESTION NO: 4

각 사용자 그룹에 보안 권한을 부여하는 방법을 권장해야 합니다. 어떤 방법을 추천하시겠습니까? 답변하려면 적절한 방법을 해당 사용자 그룹으로 드래그하세요. 각 방법은 한 번, 여러 번 또는 전혀 사용되지 않을 수 있습니다. 콘텐츠를 보려면 창 사이의 분할 막대를 드래그하거나 스크롤해야 할 수도 있습니다.
참고: 정답 하나당 1점입니다.

Methods	Answer Area	
	Group of users	Method
Dataverse Application User		
Power Platform Local Business Owner Team	Full-time employees	Method
Azure Active Directory B2B Guest Access	Automation	Method
Azure Active Directory Security Group Team	Corporate governance auditing team	Method

Answer:

Methods	Answer Area	
	Group of users	Method
Dataverse Application User		
Power Platform Local Business Owner Team	Full-time employees	Power Platform Local Business Owner Team
Azure Active Directory B2B Guest Access	Automation	Azure Active Directory Security Group Team
Azure Active Directory Security Group Team	Corporate governance auditing team	Azure Active Directory B2B Guest Access

Explanation:

Group of users	Method
Full-time employees	Power Platform Local Business Owner Team
Automation	Azure Active Directory Security Group Team
Corporate governance auditing team	Azure Active Directory B2B Guest Access

Box 1: Power Platform Local Business Owner Team

Owner team: An owner team owns records and has security roles assigned to the team. A user's privileges can come from their individual security roles, those of the teams that they're part of or the ones they inherit.

A team has full access rights on the records that the team owns. Team members are added manually to the owner team.

Scenario: Employee authentication with the existing system is provided by an on-premises Active Directory instance that is linked to Azure Active Directory.

Box 2: Azure Active Directory Security Group Team

An Azure Active Directory (Azure AD) group team. Similar to owner team, an Azure AD group team can own records and can have security roles assigned to the team.

Note: The administration of app and data access for Microsoft Dataverse has been extended to allow administrators to use their organization's Azure Active Directory (Azure AD) groups to manage access rights for licensed Dataverse users.

Box 3: Azure Active Directory B2B Guest Access

An Azure AD B2B collaboration user is an external user, typically from a partner organization, that you invite to sign into your Azure AD organization using their own credentials. This B2B collaboration user (also generally referred to as a guest user) can then access the apps and resources you want to share with them. A user object is created for the B2B collaboration user in the same directory as your employees. B2B collaboration user objects have limited privileges in your directory by default, and they can be managed like employees, added to groups, and so on.

Scenario: Before First Up signs a contract to place workers at a client company, a member of the audit team visits the company and interviews company management. Audit members use different types of devices including Android and iOS devices. First Up has no plans to require the use of a single type of device.

Reference:

<https://docs.microsoft.com/en-us/power-platform/admin/manage-group-teams>

<https://docs.microsoft.com/en-us/azure/active-directory/external-identities/user-properties>

QUESTION NO: 5

해결 방법을 위해 표를 디자인해야 합니다.

어떤 것을 추천하시겠습니까? 답변하려면 답변란에서 적절한 옵션을 선택하세요.

참고: 정답 하나당 1점입니다.

Data type

Technical solution

Job placement record

- Custom table
- Activity table
- Virtual table

Security clearance record

- Lookup (N:1)
- Choice
- Lookup (N:N)

Answer:

Data type

Technical solution

Job placement record

- Custom table
- Activity table
- Virtual table

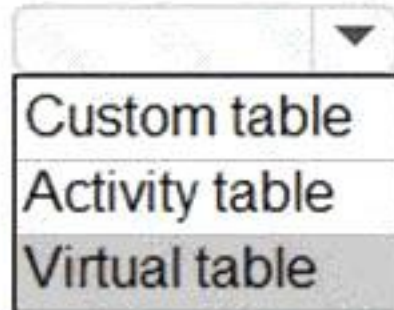
Security clearance record

- Lookup (N:1)
- Choice
- Lookup (N:N)

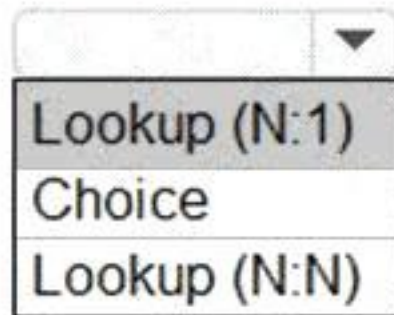
Explanation:

Data type	Technical solution
-----------	--------------------

Job placement record



Security clearance record



Box 1: Virtual Table

A virtual table is a custom table in Microsoft Dataverse that has columns containing data from an external data source. Virtual tables appear in your app to users as regular table rows, but contain data that is sourced from an external database, such as an Azure SQL Database. Rows based on virtual tables are available in all clients including custom clients developed using the Dataverse web services.

Scenario:

First Up uses an on-premises system to manage current and historical patient data including medications and medical visits.

The company plans to reference historical data in the existing system. The records held in these systems will not be migrated to the new solution except for medication information.

The solution must provide a worker appointment booking system that can access worker historical job placement data.

First Up staff members must be able to view and update worker records. They must be able to see current and historical job placement data on the same form in the new solution.

Box 2: Lookup (N:1)

Each worker can have many security clearances, so need a 1:N relationship.

Scenario: The solution must support tracking of security clearance information for a worker including the date, status, and certifying agency.

Reference:

<https://docs.microsoft.com/en-us/powerapps/maker/data-platform/create-edit-virtual-entities>

<https://docs.microsoft.com/en-us/powerapps/maker/data-platform/create-edit-entity-relationships>

QUESTION NO: 6

모바일 감사팀의 데이터 입력 요구사항을 처리할 수 있는 솔루션을 추천해 주셔야 합니다. 목표를 달성할 수 있는 두 가지 방법은 무엇입니까? 각 정답은 완전한 해결책을 제시합니다. 참고: 정답 하나당 1점입니다.

- A. Power Apps Player 내의 Canvas 앱
- B. 브라우저 내의 Canvas 앱
- C. Dynamics 365 필드 서비스
- D. Outlook용 Dynamics 365 앱

Answer: A C

Explanation:

Scenario:

Audit teams must have the ability to view worker information on their mobile devices. Audit teams must be able to record data during visits to locations where workers are placed. When you create an app, or someone shares an app with you, you can run that app on the Power Apps mobile app or in a web browser.

Reference:

<https://docs.microsoft.com/en-us/powerapps/user/run-app-browser>

QUESTION NO: 7

조직에 적합한 메시징 채널 솔루션을 추천해야 합니다. 어떤 메시지를 추천하시겠습니까? 답변하려면 적절한 메시지 옵션을 해당 사용자 유형으로 드래그하세요. 각 메시지 옵션은 한 번, 여러 번 또는 전혀 사용하지 않을 수 있습니다. 콘텐츠를 보려면 창 사이의 분할 막대를 드래그하거나 스크롤해야 할 수 있습니다. 참고: 정답 하나당 1점입니다.

Messaging options	User type	Messaging option
Power Apps portals	Worker support agents	
Dynamics 365 Customer Service	Patients	
Omnichannel for Customer Service dashboard		

Answer:

Messaging options	User type	Messaging option
Power Apps portals	Worker support agents	Omnichannel for Customer Service dashboard
Dynamics 365 Customer Service	Patients	Dynamics 365 Customer Service
Omnichannel for Customer Service dashboard		

Explanation:

User type

Messaging option

Worker support agents

Omnichannel for Customer Service dashboard

Patients

Dynamics 365 Customer Service

Box 1: Omnichannel for Customer Service dashboard

Scenario: Workers must be able to communicate in near real-time with worker support agents.

The company has a team of worker support agents that respond to inquiries from current and prospective workers. Some of the worker support agents are multilingual.

If you choose to expand your customer service offering to provide chat and channels, the Customer Service workspace seamlessly adjusts to support managing conversations as well.

Note: As an agent with the Customer Service Representative security role, when you open Customer Service workspace, you start on the Customer Service Agent Dashboard unless your administrator has changed the default view. This dashboard shows you your active cases, cases you can work in queues you are assigned to, and your open activities. You can open existing cases and activities or begin working new cases from the queues you are assigned to and create activities.

Box 2: Dynamics 365 Customer Service

Scenario: First Up uses an on-premises system to manage current and historical patient data including medications and medical visits.

Reference:

<https://docs.microsoft.com/en-us/dynamics365/customer-service/csw-overview>

QUESTION NO: 8

조직의 커뮤니케이션 요구사항을 충족할 수 있는 해결책을 제시해야 합니다.

어떤 것을 추천하시겠습니까? 답변하려면 적절한 기술을 올바른 사용자 그룹으로 드래그하세요.

각 기술은 한 번, 여러 번 또는 전혀 사용되지 않을 수 있습니다. 콘텐츠를 보려면 창 사이의 분할 막대를 드래그하거나 스크롤해야 할 수도 있습니다.

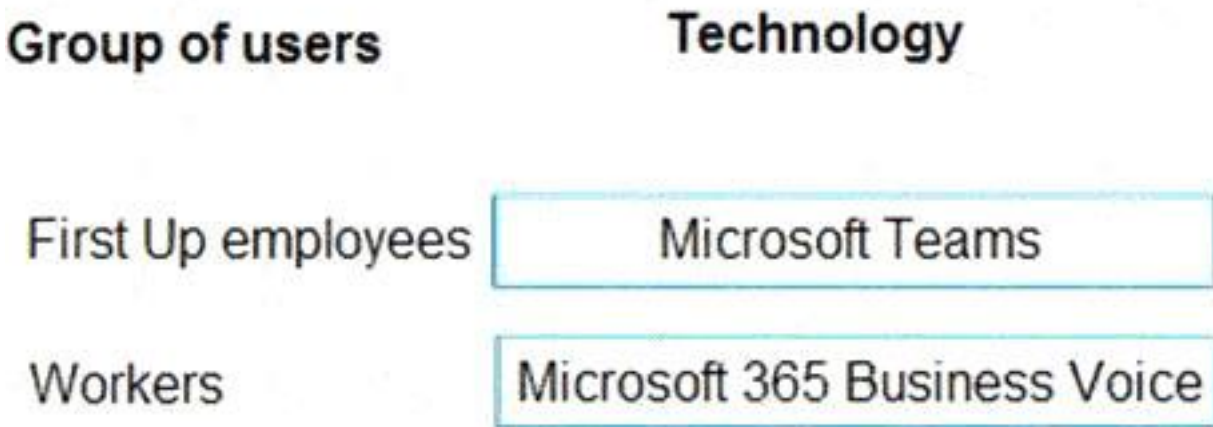
참고: 정답 하나당 1점입니다.

Technologies	Group of users	Technology
Microsoft Teams	First Up employees	
Power Apps portals	Workers	
Microsoft 365 Business Voice		

Answer:



Explanation:



Box 1: Microsoft Teams

First up employees must be able to contact each other by using a secure system to ask and answer questions about medical cases.

Microsoft Teams key capabilities:

Connected

Secure

Managed

Collaborative and productive

Box 2: Microsoft 365 Business Voice

Workers must be able to communicate in near real-time with worker support agents.

Microsoft 365 Business Voice makes it easy for small and medium organizations to turn Microsoft Teams into a powerful and flexible telephone system. It ' s a replacement for traditional telephony providers and in- house phone systems that can be difficult and costly to manage.

Reference:

<https://docs.microsoft.com/en-us/microsoft-365/solutions/empower-people-to-work-remotely>

<https://docs.microsoft.com/en-us/microsoftteams/business-voice/whats-business-voice>

QUESTION NO: 9

과거 직업 배치 데이터에 접근할 수 있는 기술을 추천해 주셔야 합니다.

무엇을 추천하시겠습니까?

- A. 파워 가상 에이전트 챗봇
- B. 가상 테이블
- C. 파워 블

D. Power Automate 흐름

Answer: B

Explanation:

A virtual table is a custom table in Microsoft Dataverse that has columns containing data from an external data source. Virtual tables appear in your app to users as regular table rows, but contain data that is sourced from an external database, such as an Azure SQL Database. Rows based on virtual tables are available in all clients including custom clients developed using the Dataverse web services.

Scenario:

First Up uses an on-premises system to manage current and historical patient data including medications and medical visits.

The company plans to reference historical data in the existing system. The records held in these systems will not be migrated to the new solution except for medication information. The solution must provide a worker appointment booking system that can access worker historical job placement data.

First Up staff members must be able to view and update worker records. They must be able to see current and historical job placement data on the same form in the new solution.

Reference:

<https://docs.microsoft.com/en-us/powerapps/maker/data-platform/create-edit-virtual-entities>

QUESTION NO: 10

당신은 조직의 문제점을 해결할 방법을 제안해야 합니다.

어떤 것을 추천하시겠습니까? 답변하려면 답변란에서 적절한 옵션을 선택하세요.

참고: 정답 하나당 1점입니다.

Issue	Resolution method
Users cannot see Power BI reports.	<div style="border: 1px solid gray; padding: 5px;"> <div style="text-align: right; border-bottom: 1px solid gray;">▼</div> <div style="padding: 5px;"> <p>Add users to Microsoft 365.</p> <p>Assign Power BI licenses to users.</p> <p>Configure an on-premises data gateway.</p> </div> </div>
Historical data does not appear in reports.	<div style="border: 1px solid gray; padding: 5px;"> <div style="text-align: right; border-bottom: 1px solid gray;">▼</div> <div style="padding: 5px;"> <p>Configure Azure Data Lake.</p> <p>Configure a custom connector.</p> <p>Configure an on-premises data gateway.</p> </div> </div>

Answer:

Issue

Resolution method

Users cannot see Power BI reports.

Historical data does not appear in reports.

Explanation:

Issue

Resolution method

Users cannot see Power BI reports.

Historical data does not appear in reports.

Box 1: Add users to Microsoft 365.

Scenario: Users cannot view Power BI reports within the Power Platform apps.

Issue: The people you share with may see a locked tile in a dashboard, or a " Permission required " message when they try to view a report.

Solution: You need to grant them permission to the underlying dataset.

Go to the All or the Datasets + dataflows tab in your content list.

Select More options (...) next to a dataset, then select Manage permissions.

Select Add user.

Enter the full email addresses for individuals, distribution groups, or security groups.

Select Grant access.

Box 2: Configure an on-premises data gateway.

Scenario: The company plans to reference historical data in the [on-premises] existing system. The records held in these systems will not be migrated to the new solution except for medication information.

The on-premises data gateway acts as a bridge to provide quick and secure data transfer between on-premises data (data that isn ' t in the cloud) and several Microsoft cloud services.

These cloud services include Power BI, PowerApps, Power Automate, Azure Analysis Services, and Azure Logic Apps. By using a gateway, organizations can keep databases and other data sources on their on-premises networks, yet securely use that on-premises data in cloud services.

Reference:

<https://docs.microsoft.com/en-us/power-bi/collaborate-share/service-troubleshoot-sharing>

<https://docs.microsoft.com/en-us/power-bi/connect-data/service-gateway-onprem>

<https://docs.microsoft.com/en-us/powerapps/maker/data-platform/use-powerapps-checker>

QUESTION NO: 11

당신은 해당 조직이 직면한 기술적 문제에 대한 해결책을 제시해야 합니다.

어떤 것을 추천하시겠습니까? 답변하려면 답변란에서 적절한 옵션을 선택하세요.

참고: 정답 하나당 1점입니다.

Requirement	Solution
Provide workers a self-service option for viewing personal and skills information.	<div style="border: 1px solid #ccc; padding: 2px;"> <div style="border-bottom: 1px solid #ccc; padding: 2px;">Power Automate</div> <div style="border-bottom: 1px solid #ccc; padding: 2px;">QnA Maker</div> <div style="padding: 2px;">Azure Cognitive Services</div> </div>
Authenticate workers who use the self-service option for updating skills information.	<div style="border: 1px solid #ccc; padding: 2px;"> <div style="border-bottom: 1px solid #ccc; padding: 2px;">Azure Active Directory B2B</div> <div style="border-bottom: 1px solid #ccc; padding: 2px;">Azure Active Directory B2C</div> <div style="padding: 2px;">Dynamics 365 owner team</div> </div>
Plan routes for audit teams.	<div style="border: 1px solid #ccc; padding: 2px;"> <div style="border-bottom: 1px solid #ccc; padding: 2px;">Azure traffic routing</div> <div style="border-bottom: 1px solid #ccc; padding: 2px;">Address input component</div> <div style="padding: 2px;">Dynamics 365 Field Service</div> </div>

Answer:

Requirement

Solution

Provide workers a self-service option for viewing personal and skills information.

Dropdown menu with options: Power Automate, QnA Maker, Azure Cognitive Services. Power Automate is highlighted.

Authenticate workers who use the self-service option for updating skills information.

Dropdown menu with options: Azure Active Directory B2B, Azure Active Directory B2C, Dynamics 365 owner team. Azure Active Directory B2B is highlighted.

Plan routes for audit teams.

Dropdown menu with options: Azure traffic routing, Address input component, Dynamics 365 Field Service. Dynamics 365 Field Service is highlighted.

Explanation:

Requirement

Solution

Provide workers a self-service option for viewing personal and skills information.

Dropdown menu with options: Power Automate, QnA Maker, Azure Cognitive Services. Power Automate is highlighted.

Authenticate workers who use the self-service option for updating skills information.

Dropdown menu with options: Azure Active Directory B2B, Azure Active Directory B2C, Dynamics 365 owner team. Azure Active Directory B2B is highlighted.

Plan routes for audit teams.

Dropdown menu with options: Azure traffic routing, Address input component, Dynamics 365 Field Service. Dynamics 365 Field Service is highlighted.

Box 1: Power Automate

Self-service purchase is available for Power Platform (Power BI, Power Apps, and Power Automate), Project, and Visio.

Box 2: Azure Active Directory B2B

Scenario: First Up Consulting recruits information technology (IT) workers for temporary or permanent positions at client companies.

Azure Active Directory (Azure AD) business-to-business (B2B) collaboration is a feature within External Identities that lets you invite guest users to collaborate with your organization. With B2B collaboration, you can securely share your company ' s applications and services

with guest users from any other organization, while maintaining control over your own corporate data. Work safely and securely with external partners, large or small, even if they don't have Azure AD or an IT department. A simple invitation and redemption process lets partners use their own credentials to access your company's resources.

Note, Scenario:

Workers must be able to sign into a portal by using their own email address. Workers must be required to use a secure method of authentication to be able to view their data.

User security roles must be customized to ensure that users are able to interact only with the specific data in which they need access.

Box 3: Dynamics 365 Field Service

Dynamics 365 Field Service functionality include:

An interactive schedule board helps dispatchers assign work orders to the best resources based on location, availability, skill set, priority, and more. This is done via a manual drag-and-drop method, a semi-automated scheduling assistant, or fully automated with Resource Scheduling Optimization.

The schedule board displays each resource--whether an employee, contractor, or equipment--and their scheduled work orders. Resources and their assigned jobs are also displayed on a map along with routes and traffic patterns in real time.

Reference:

<https://docs.microsoft.com/en-us/microsoft-365/commerce/subscriptions/self-service-purchase-faq>

<https://docs.microsoft.com/en-us/azure/active-directory/external-identities/what-is-b2b>

<https://docs.microsoft.com/en-us/dynamics365/field-service/overview>

QUESTION NO: 12

귀하는 미국에 본사를 둔 은행에 대한 적합성 분석(fit gap analysis)을 수행하고 있습니다. 해당 은행은 자금 세탁이 의심되는 모든 금융 거래를 모니터링하고 공개하는 솔루션을 필요로 합니다. 하지만 은행을 비롯한 금융 기관은 관련 법률, 규정 및 지침을 준수해야 하므로 이러한 요구 사항이 실현 가능하지 않을 수 있다는 점을 알고 있습니다. 따라서 귀하는 해당 요구 사항의 실현 가능성을 검증해야 합니다.

- A. 요구사항이 솔루션에 반영될 것입니다.
- B. 요구사항은 규제 산업과 충돌하지 않습니다.
- C. 식별된 비즈니스 프로세스는 실행 가능합니다.
- D. 해당 요구사항은 다른 비즈니스 우선순위보다 우선순위가 낮습니다.

Answer: B

QUESTION NO: 13

솔루션이 데이터 보안 및 규정 준수 요구 사항을 충족하는지 확인해야 합니다. 어떤 것을 추천하시겠습니까? 답변하려면 답변란에서 적절한 옵션을 선택하세요. 참고: 정답 하나당 1점입니다.

Scenario

Relationship behavior

A worker transfers to a new client company.

	▼
Assign: Cascade All	
Assign: Cascade None	
Merge: Cascade All	
Rollup View: Cascade All	

A user deletes a worker's job placement history.

	▼
Delete: Cascade All	
Delete: Remove Link	
Delete: Restrict	

Answer:

Scenario

Relationship behavior

A worker transfers to a new client company.

	▼
Assign: Cascade All	
Assign: Cascade None	
Merge: Cascade All	
Rollup View: Cascade All	

A user deletes a worker's job placement history.

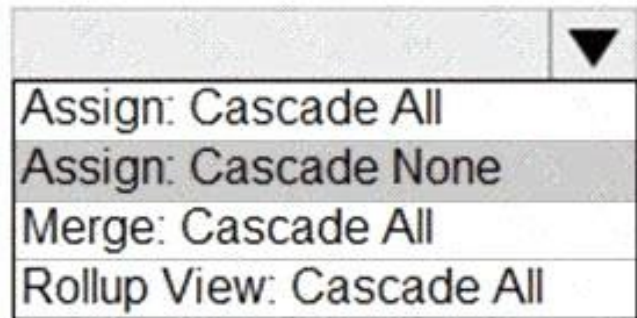
	▼
Delete: Cascade All	
Delete: Remove Link	
Delete: Restrict	

Explanation:

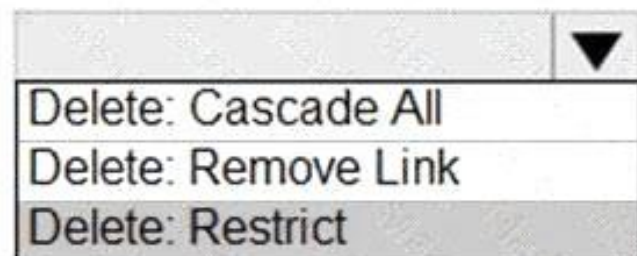
Scenario

Relationship behavior

A worker transfers to a new client company.



A user deletes a worker's job placement history.



Box 1: Assign: Cascade None

Scenario: Worker still records must be archived after ten years and are then removed from the main system.

Assign: The referenced table record owner is changed.

Cascade None: Do nothing.

Reference:

<https://docs.microsoft.com/en-us/powerapps/maker/data-platform/data-platform-entity-lookup>
Topic 2, Relecloud

Case study

This is a case study. Case studies are not timed separately. You can use as much exam time as you would like to complete each case. However, there may be additional case studies and sections on this exam. You must manage your time to ensure that you are able to complete all questions included on this exam in the time provided.

To answer the questions included in a case study, you will need to reference information that is provided in the case study. Case studies might contain exhibits and other resources that provide more information about the scenario that is described in the case study. Each question is independent of the other questions in this case study.

At the end of this case study, a review screen will appear. This screen allows you to review your answers and to make changes before you move to the next section of the exam. After you begin a new section, you cannot return to this section.

To start the case study

To display the first question in this case study, click the Next button. Use the buttons in the left pane to explore the content of the case study before you answer the questions. Clicking these buttons displays information such as business requirements, existing environment, and problem statements. If the case study has an All Information tab, note that the information displayed is identical to the information displayed on the subsequent tabs. When you are

ready to answer a question, click the Question button to return to the question.

Background

Relecloud provides regional air service in North America. The company uses a variety of systems, apps, and services to manage the business. You are hired to design a new solution to manage passenger information, reservations, and maintenance.

Current environment

The company uses Microsoft Office 365.

The company has a custom app for managing and tracking passenger luggage. The app uses Microsoft Dataverse.

For flights longer than four hours, passengers receive a meal. Customers can select a meal when they make a reservation and can save the meal choices as a customer preference.

The company offers two types of meals: standard and vegetarian. Meal types can be temporarily unavailable.

The airline is considering offering other meal types, such as gluten-free and low-sodium options.

The company uses paper-based reservation checklists to help ensure that all the steps for a reservation are complete.

The company uses vendors to service aircraft.

Environment

Ensure that employees can sign in to all Microsoft apps by using one set of credentials per employee.

Minimize the use of third-party products and custom development.

Reduce customer support call volumes by having the system automatically resolve common issues.

The security rule for agents must contain the privileges in the default Customer Service Representative security role.

Log issues as cases. The case form must show variable sections based on the case type.

Include a custom entity named Seats and grant agents access to the entity.

Application use layout should be role specific.

Agents

You must standardize the format used by agents to enter customer phone numbers.

Agents need a solution to replace paper reservation checklists.

Agents need dashboards to show a current count of all reservations on the entity.

Agents need a way to track reservation issues.

Agents need a visual indicator in the interface to determine the reservation step to provide a seamless customer experience.

Agents need different versions of cancellation policies to send customers. One version must be controllable within the system.

Agents need to view which pieces of luggage match to each passenger, and then need to add the total on the passenger record.

IT

IT staff needs a mobile solution to see IT cases at the top of the menu since this is their primary focus.

IT staff needs a system that is easy to navigate to active cases.

IT specialists want to design Power BI reports. They need to understand the underlying table

relationships of the system.

IT specialists need a solution that is visual rather than text-based so they can quickly complete their tasks.

Management

Management requires paginated reports for stakeholders.

Management wants to provide frequent flyers with better service when the flyers call.

Managers need to see all customer dashboards at the top of their menu on their mobile device.

Maintenance

Maintenance supervisors must not have access to Dynamics 365 Customer Service. The supervisors must be able to communicate with the contracts team about contracts.

Aircraft maintenance vendors must have only view and upload privileges to their invoices and receipts.

Contracts with maintenance companies must be stored in Dynamics 365 Customer Service.

QUESTION NO: 14

상담원 작업 부하를 없애고 보고된 문제를 해결하는 기능을 추천해야 합니다. 무엇을 추천하시겠습니까?

- A. Dynamics 365 고객 서비스의 기본 기능
- B. 마이크로소프트 앱소스
- C. 마이크로소프트 스토어

Answer: A

Explanation:

Scenario: Agents need a way to track reservation issues.

Use Dynamics 365 Customer Service to:

Track customer issues through cases

Reference:

<https://docs.microsoft.com/en-us/dynamics365/customer-service/overview>

QUESTION NO: 15

수하물 정보를 통합할 수 있는 솔루션을 추천해 주셔야 합니다.

어떤 것을 추천하시겠습니까? 답변하려면 적절한 유형을 해당 테이블로 드래그하세요. 각 유형은 한 번, 여러 번 또는 전혀 사용되지 않을 수 있습니다. 콘텐츠를 보려면 창 사이의 분할 막대를 드래그하거나 스크롤해야 할 수도 있습니다.

참고: 정답 하나당 1점입니다.

Types

Table

Type

- Custom table
- Virtual table
- Activity table
- Custom activity table

Luggage

Passenger

Answer:

Types

Table

Type

- Custom table
- Virtual table
- Activity table
- Custom activity table

Luggage

Passenger

Custom activity table

Custom table

Explanation:

Table	Type
Luggage	Custom activity table
Passenger	Custom table

Luggage: Custom activity table

An activity can be thought of as any action for which an entry can be made on a calendar. An activity has time dimensions (start time, stop time, due date, and duration) that help determine when the action occurred or will occur. Activities also contain data that helps determine what action the activity represents, for example, subject and description.

Passenger: Customer table

The account and contact tables in Microsoft Dataverse are essential for identifying and managing customers, selling products and services, and providing superior service to the customers. A customer address table is used to store address and shipping information for a customer.

Scenario: The company has a custom app for managing and tracking passenger luggage. The app uses Microsoft Dataverse.

Agents need to view which pieces of luggage match to each passenger, and then need to add the total on the passenger record.

QUESTION NO: 16

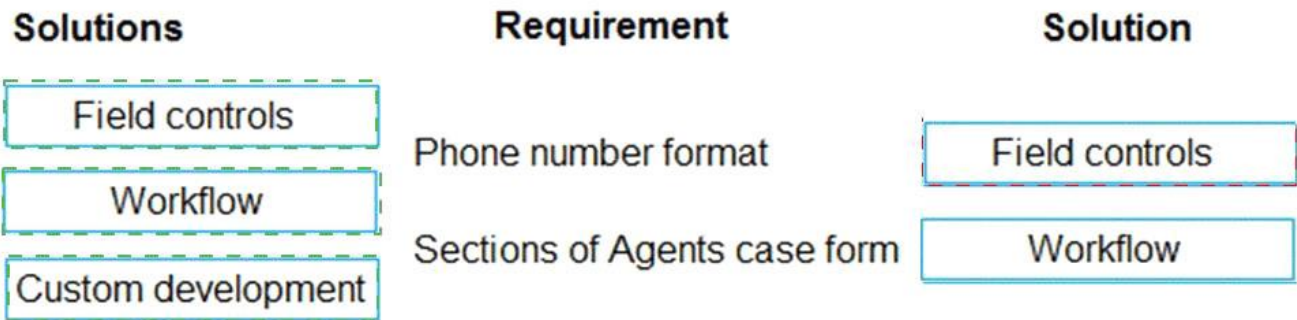
양식 요구 사항에 대한 해결책을 제시해야 합니다.

어떤 솔루션을 추천하시겠습니까? 답변하려면 적절한 솔루션을 해당 요구 사항에 드래그하세요. 각 솔루션은 한 번, 여러 번 또는 전혀 사용되지 않을 수 있습니다. 콘텐츠를 보려면 창 사이의 분할 막대를 드래그하거나 스크롤해야 할 수 있습니다.

참고: 정답 하나당 1점입니다.

Solutions	Requirement	Solution
Field controls	Phone number format	<input type="text"/>
Workflow	Sections of Agents case form	<input type="text"/>
Custom development		

Answer:



Explanation:

Box 1: Field controls

You must standardize the format used by agents to enter customer phone numbers.

Box 2: Workflow

Log issues as cases. The case form must show variable sections based on the case type.

QUESTION NO: 17

IT 팀과 관리자에게 모바일 솔루션을 제공해야 합니다.

몇 개의 앱을 추천해야 할까요?

- A. 직무 역할별로 앱 하나씩
- B. 사용자당 하나의 앱
- C. 팀의 모든 직원을 위한 하나의 앱
- D. 직원 팀별로 앱 하나씩

Answer: A

Explanation:

Scenario: IT staff needs a mobile solution to see IT cases at the top of the menu since this is their primary focus.

Managers need to see all customer dashboards at the top of their menu on their mobile device.

QUESTION NO: 18

각 그룹에 적합한 협업 도구를 추천해야 합니다.

어떤 도구를 사용해야 할까요? 답변하려면 답변 영역에서 적절한 도구를 선택하세요.

참고: 정답 하나당 1점입니다.

Group

Tool

Maintenance supervisors

	▼
Microsoft Teams	
Notes	
Power Apps portal	
Posts	

Aircraft maintenance vendors

	▼
Dynamics 365 Workspace	
Notes	
Power Apps portal	
Posts	

Answer:

Group

Tool

Maintenance supervisors

	▼
Microsoft Teams	
Notes	
Power Apps portal	
Posts	

Aircraft maintenance vendors

	▼
Dynamics 365 Workspace	
Notes	
Power Apps portal	
Posts	

Explanation:

Box 1: Microsoft Teams

Maintenance supervisors must not have access to Dynamics 365 Customer Service. The

supervisors must be able to communicate with the contracts team about contracts.

Box 2: Dynamics 365 Workspace

Aircraft maintenance vendors must have only view and upload privileges to their invoices and receipts.

The Expense management mobile workspace lets users capture and upload a receipt, so that they can attach it to an expense report later.

Reference:

<https://docs.microsoft.com/en-us/dynamics365/project-operations/prod-exp/expense-management-mobile-workspace>

QUESTION NO: 19

IT 전문가에게 설계 도면을 제공해야 합니다.

무엇을 제공해야 할까요?

- A. 비즈니스 프로세스 모델러(BPM)
- B AI 빌더
- B. 엔티티 관계 다이어그램(ERD)
- C. Dynamics 365 제품 시각화

Answer: C

Explanation:

Scenario: IT specialists want to design Power BI reports. They need to understand the underlying table relationships of the system.

Business process modeler (BPM) in Microsoft Dynamics Lifecycle Services (LCS) is a tool that you can use to create, view, and modify repeatable implementations that are based on business process libraries. BPM helps you align your business processes with industry-standard processes that are described by the American Productivity & Quality Center (APQC) Reference:

<https://docs.microsoft.com/en-us/dynamics365/fin-ops-core/dev-itpro/lifecycle-services/bpm-overview>

QUESTION NO: 20

에이전트 보안 역할을 생성해야 합니다.

어떤 세 가지 조치를 추천하시겠습니까? 각 정답은 해결책의 일부를 나타냅니다.

참고: 정답 하나당 1점입니다.

- A. 좌석 엔티티에 보안을 추가하고 사용자를 에이전트 역할에 할당합니다.
- B. 핵심 기록에 보안을 추가하고 사용자에게 고객 서비스 담당자 역할을 할당합니다.
- C. Microsoft Dataverse 기본 사용자 역할을 복사합니다.
- D. 고객 서비스 담당자 역할을 에이전트로 이름을 변경합니다.
- E. 고객 서비스 담당자 역할을 복사합니다.
- F. 새 역할의 이름을 Agents로 지정하세요.

Answer: B E F

Explanation:

Scenario: The security rule for agents must contain the privileges in the default Customer Service Representative security role.

Create a security role by Copy Role:

Step 1 (E): Copy the Customer Service Representative role.

Step 2 (F): Select the New Role Name.

Step 3: (B): When Copying Role is complete, navigate to each tab, ie Core Records, Business Management, Customization, etc.

Set the privileges on each tab.

Reference:

<https://docs.microsoft.com/en-us/power-platform/admin/create-edit-security-role>

QUESTION NO: 21

고객과 상담하며 예약을 진행할 때 상담원들이 활용할 수 있는 해결책을 추천해야 합니다. 무엇을 추천하시겠습니까?

- A. 작업 흐름
- B. 비즈니스 프로세스 흐름
- C. 워크플로
- D. 파워 오토메이트

Answer: B

Explanation:

Business process flows provide a guide for people to get work done. They provide a streamlined user experience that leads people through the processes their organization has defined for interactions that need to be advanced to a conclusion of some kind.

Use business process flows to define a set of steps for people to follow to take them to a desired outcome.

With business processes flows available as an entity, you can now use advanced finds, views, charts, and dashboards sourced from business process flow data for a given entity, such as a lead or opportunity.

Scenario:

Agents need a solution to replace paper reservation checklists.

Agents need dashboards to show a current count of all reservations on the entity.

Agents need a way to track reservation issues.

Agents need a visual indicator in the interface to determine the reservation step to provide a seamless customer experience.

QUESTION NO: 22

예약 시 식사 선택을 구성하는 데 사용할 필드 유형을 추천해 주셔야 합니다.

어떤 필드 유형을 추천하시겠습니까?

- A. 글로벌 옵션 세트
- B. 조회
- C. 옵션 세트
- D. 두 가지 옵션

Answer: B

Explanation:

Scenario:

Customers can select a meal when they make a reservation and can save the meal choices as a customer preference.

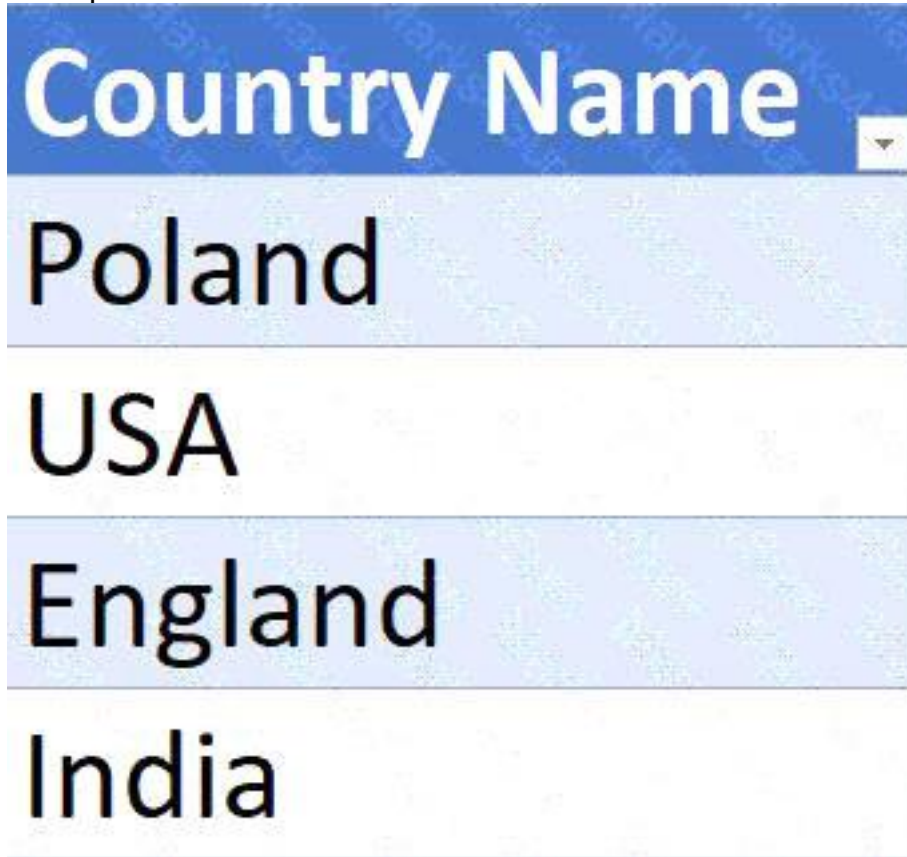
The company offers two types of meals: standard and vegetarian. Meal types can be

temporarily unavailable.

The airline is considering offering other meal types, such as gluten-free and low-sodium options.

In PowerApps Option set is one of the field types you can use in your Entity. The information type that Option Set stores is a list of text values. And here comes the Option Set advantage - once you define its text values you can centrally managed it.

Example:



Reference:

<https://michalguzowski.pl/how-to-work-with-option-set-in-powerapps/>

QUESTION NO: 23

Relecloud에 적합한 앱을 선택해야 합니다.

어떤 앱을 추천하시겠습니까?

- A. Dynamics 365 필드 서비스
- B. Dynamics 365 Sales
- C. Dynamics 365 프로젝트 운영
- D. Dynamics 365 고객 서비스

Answer: D

Explanation:

Microsoft Dynamics 365 Customer Service is a module for customer service automation that streamlines case and knowledge management, enables personalized customer service with a 360-degree customer view, and provides visibility into customer service department performance with dashboards and reports.

Reference:

<https://docs.microsoft.com/en-us/dynamics365/customer-service/overview>

QUESTION NO: 24

계획 중인 Dynamics 365 구현에 적합한 인증 솔루션을 추천해 주셔야 합니다. 추천 사항에 무엇을 포함해야 할까요?

- A. 동기화된 ID를 사용합니다.
- B. Dynamics 365 고객 서비스를 위해 Office 365 테넌트를 사용하세요.
- C. Dynamics 365 고객 서비스용 새 테넌트를 생성합니다.
- D. 연합 ID 사용

Answer: A

Explanation:

Scenario: Ensure that employees can sign in to all Microsoft apps by using one set of credentials per employee.

Synchronized identity. Synchronize on-premises directory objects with Microsoft 365 and manage your users on-premises. You can also synchronize passwords so that the users have the same password on-premises and in the cloud, but they will have to sign in again to use Microsoft 365.

Reference:

<https://docs.microsoft.com/en-us/power-platform/admin/manage-user-account-synchronization>

QUESTION NO: 25

상담원과 관리자를 위한 도구를 추천해야 합니다.

어떤 도구를 추천하시겠습니까? 답변하려면 답변란에서 적절한 옵션을 선택하십시오.

참고: 정답 하나당 1점입니다.

User type

Tool

Agent

	▼
Power BI	
Dashboard	
Microsoft Power Automate	
Microsoft Power Apps	

Management

	▼
Power BI	
Microsoft Power Apps	
Microsoft AppSource	
Microsoft Power Automate	

Answer:

User type

Tool

Agent

▼
Power BI
Dashboard
Microsoft Power Automate
Microsoft Power Apps

Management

▼
Power BI
Microsoft Power Apps
Microsoft AppSource
Microsoft Power Automate

Explanation:

Box 1: Dashboard

Agents need dashboards to show a current count of all reservations on the entity.

Box 2: Power BI

Management requires paginated reports for stakeholders.

Topic 3, Fabrikam, inc.

Case study

This is a case study. Case studies are not timed separately. You can use as much exam time as you would like to complete each case. However, there may be additional case studies and sections on this exam. You must manage your time to ensure that you are able to complete all questions included on this exam in the time provided.

To answer the questions included in a case study, you will need to reference information that is provided in the case study. Case studies might contain exhibits and other resources that provide more information about the scenario that is described in the case study. Each question is independent of the other questions in this case study.

At the end of this case study, a review screen will appear. This screen allows you to review your answers and to make changes before you move to the next section of the exam. After you begin a new section, you cannot return to this section.

To start the case study

To display the first question in this case study, click the Next button. Use the buttons in the left pane to explore the content of the case study before you answer the questions. Clicking these buttons displays information such as business requirements, existing environment, and problem statements. If the case study has an All Information tab, note that the information displayed is identical to the information displayed on the subsequent tabs. When you are ready to answer a question, click the Question button to return to the question.

Background

Fabrikam, Inc. manufactures industrial metal cutting machines. The company installs and services the machines for customers.

Fabrikam has manufacturing plants in Canada, France, and China. The company also has regional service organizations that are responsible for installation and maintenance of the machines.

Current environment

Overview

Operations for the company are managed very informally. Only a small number of long-term employees are aware of all manufacturing processes. The company has been experiencing quality issues associated with its manufacturing operations and installations.

The company wants to implement a way to capture quality inspection results for each machine produced.

Current inspection checklists are stored in the Files section of a Teams channel for inspectors. Inspectors commonly print the incorrect inspection checklist.

The company has specific inspection stations for certain inspection steps. Each station has the gauges and equipment required for related inspection steps. There is often a backlog at specific inspection stations. This results in delays in shipping machines to customers.

Accounting system

The current system does not handle shop floor or manufacturing planning functionality.

Machines are assigned serial numbers and placed in stock until they are shipped to customers.

Employee information is maintained only within the accounting system. Access to the information is strictly controlled due to privacy regulations and company policies.

Other systems

The company has an enterprise Microsoft 365 subscription. The company uses Microsoft 365 only for sending and receiving email. The company uses photos of employees to generate employee badges. Photos are uploaded into Microsoft 365 user profiles.

The company recently started using Dynamics 365 Field Service to manage and maintain the machines that it installs for its customers. The app has not been customized.

The company has added roles, skills, and certification proficiencies to Dynamics 365 Field Service resources to support both customer onsite inspections and final manufacturing inspections.

Requirements

Quality inspection app

Fabrikam is evaluating Microsoft Power Platform to determine whether it can meet the company's requirements for a manufacturing defect and quality inspection solution. Each machine produced must be subjected to a quality inspection at various points during production. Each machine must undergo a more extensive quality inspection before the

machine can be shipped to the customer.

Inspection orders

Inspection orders must:

Allow entry of quality ratings of passed or failed for each quality metric identified for the machine being rated.

Include information about the person who performed each inspection step and any comments made by the inspector.

Be automatically marked as failed if one inspection step rating is marked as failed.

Be automatically marked for re-inspection should a machine fail inspection. The new inspection order must be created by using the originating inspection order as a template.

Inspectors must fill in findings comments and upload at least one photo for any inspection step that is marked as failed.

Inspection standardization

Standardized checklists must be stored in the solution for use by inspectors. A copy must be created when a new inspection is initiated. The solution must:

Prevent an inspector from proceeding to the next step of the checklist until required information for a step is entered.

Support the addition of steps to inspections to support custom features added to a machine for a customer.

Support the direct input of measurements from testing gauges to avoid incorrect readings being entered by inspectors.

Provide a visual representation of the testing measurement limits for each step. Include an indication of how the measured value compares to measurement limits and whether the measurement is within tolerance. Users must be able to configure the visualizations to display the minimum value and maximum value, and whether the reading is within the tolerance of a single targeted value. It must also be able to be used for maintenance inspections once the machine has been installed.

Support the ability to store photo references within each inspection step to document defects found during inspections.

Security

Users must be active employees of Fabrikam.

When a user signs into the inspection solution, the solution must display a picture of the employee who has signed in.

Supervisors must be able to modify standard checklists. Other employees must be prevented from modifying checklists.

You must prevent users from changing inspection order data once an inspection is marked as final.

Analytics and reporting

The solution must:

Provide metrics including existing and upcoming demand by inspection station, average time spent per user at a station, and average time a machine spends at each inspection point.

Provide metrics per inspector including number of inspections performed by month, and number of inspections per rating type (pass, fail).

Provide a printed quality certificate to be included with each machine.

Issues

During initial testing of the solution, testers report that they cannot see the photos taken during a previously failed inspection.

QUESTION NO: 26

보고 요건을 충족하는 데 필요한 정보를 수집할 수 있는 해결책을 제시해야 합니다. 무엇을 추천하시겠습니까?

- A. 비즈니스 프로세스 흐름
- B. 비즈니스 규칙
- C. 비즈니스 이벤트
- D. 비즈니스 프로세스 모델러

Answer: A

Explanation:

Business rule can create business recommendations based on business intelligence.

Scenario: Analytics and reporting

The solution must:

Provide metrics including existing and upcoming demand by inspection station, average time spent per user at a station, and average time a machine spends at each inspection point.

Provide metrics per inspector including number of inspections performed by month, and number of inspections per rating type (pass, fail).

Provide a printed quality certificate to be included with each machine.

Reference:

<https://docs.microsoft.com/en-us/learn/modules/define-create-business-rules/>